

SandMatic B1505RC

Fully automatic infilling machine for exact dosage of sand and rubber into modern synthetic grass surfaces

The SandMatic B1505RC fully meets the special demands placed on it by ultra-modern synthetic grass surfaces and even when the pile is extremely high the prescribed amounts of sand or granulate will be exactly distributed and worked into the system by use of non-rotating/oscillating brushes. A free-hanging brush unit with separate brushes straightens and evens out the carpet pile. The sand is spread at the same time, thus put upright the pile. The oscillating brush unit which follows carefully, is adjustable in height and works the material into a level surface in one process. The required quantities of sand and rubber granulates are exactly dosed and spread in proportion to the speed at which the machine is driving. A slide valve enables the quantity of material strewn to be constantly variable from 2.5 - 40 kg/m².

Driving speeds from 1 m/min. to 15 m/min. make the machine flexible in use. The working width is 1.5 metres. This gives a theoretical performance of 1.5 to 22,5 m²/min. The machine is driven by a 3-Cylinder Kubota diesel engine with a performance of 18,4 kW.

All functions are performed by the compact radio control which makes the operation method more comfortable and expedites the working process. The machine can be also controlled manually by means of the operating panel in case of an unlikely breakdown of the remote control. The weight of the machine is supported by 8 air-filled, low-pressure tyres. So, the machine, when filled, conforms to the permitted ground pressure for the synthetic surface. The four pairs of wheels can be pivoted through 120° for extremely easy manoeuvres. Truck-fork slots make loading by a fork-lift truck for a danger-free operation.





SandMatic B1505RC



Material output exact adjustable through a slide valve



Water cooled 3-cylinder Kubota diesel engine



Remote control with 100 m range



Brush unit for straightening and evening out the pile and brushing in the filling


Recommended accessories for SandMatic B1005



4 pairs of large wheels for minimum ground pressure and easy manoeuvring

Chassis	Laser-cut steel frame construction, plastic-coated
Drive	3-Cylinder Kubota diesel engine / 13,4 kW (18 HP)
Control	Electro-hydraulic 12V d. c.
Hydraulics	Hydraulic 6 litre/min; 120 bar Mobile hydraulics 50 litres/min; 100 bar
Tyres	8 x ø 420 x 160 mm
Spreading width	1,500 mm
Spreading performance	2,5- 40 kg/m ²
Machine weight when empty	1.300 kg
Max. filling weight / Container volume	1.5t / 3m ³
Dimensions	L 1.250 x B 2.650 x H 1.350 mm

Subject to technical alterations



TestSet
Page 83




FloorTest FT50
Page 83



Aluminium shovel
Page 83



Solid string
Page 85



Hearing protector
Page 85




Measuring tape
Page 84



Cotton gloves
Page 85



Safety glasses
Page 85



Dust mask
Page 85